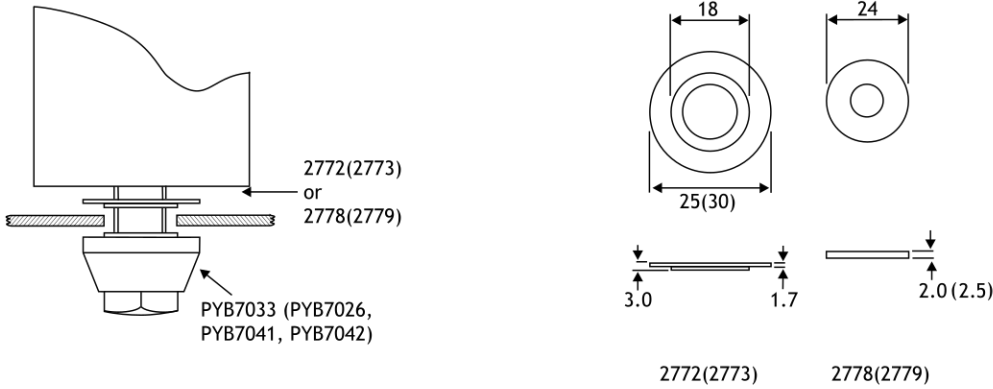


# Mounting Kits

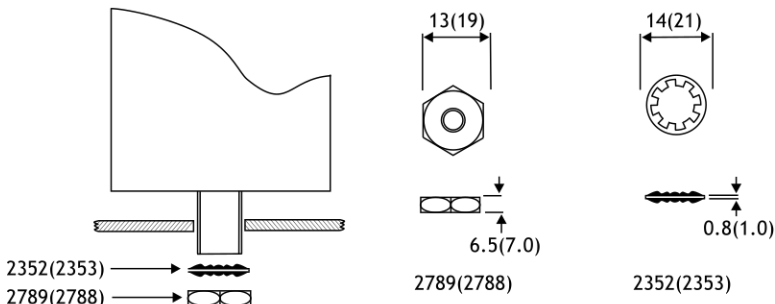
## Insulated Version

### M8 Stud (M12 Stud)



## Non-Insulated Version

### M8 Stud (M12 Stud)



Dimensions in mm. All of the above accessories may be ordered individually using the part number shown or as kits using the kit part numbers shown in the Kit Contents and Ordering Information.

## Kit Contents and Ordering Information

Standard Kits		Kit Order Number			
Part Code	Description	2740	2741	2782	2785
2352	Steel washer M8			.	
2353	Steel washer M12				.
2772	Stepped poly washer M8	.			
2773	Stepped poly washer M12		.		
2778	Plain poly washer M8	.			
2779	Plain poly washer M12		.		
2788	Steel nut M12				.
2789	Steel nut M8			.	
PYB 7033	Nylon nut M8	.			
PYB 7026	Nylon nut M12		.		
Kit Description		Insulated	Insulated	Non-Insulated	Non-Insulated
		M8	M12	M8	M12

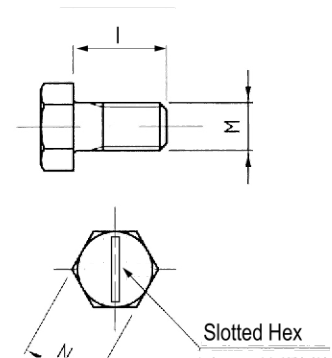
Special Kits		Kit Order Number				
Part Code	Description	2690	2691	2692	2693	2695
2352	Steel washer M8			.		
2353	Steel washer M12	.			.	
2772	Stepped poly washer M8		.	.		
2773	Stepped poly washer M12	.			.	.
2778	Plain poly washer M8		.	.		
2779	Plain poly washer M12				.	.
2788	Steel nut M12	.			.	.
2789	Steel nut M8		.	.		
PYB 7041	Nylon nut M12					
PYB 7042	Nylon nut M12					

## Mounting Data for Accessories

Nylon Cap Nuts	Mounting Hole	Maximum Chassis Thickness	Width of Jaws	Creepage Distance	Test Voltage 50 – 60 Hz	Maximum Tightening Torque	Capacitor Diameter
	mm (Minimum)	(mm)	(mm)	(mm)	1 min (KVAC)	(NM)	(mm)
PYB 7033, M8 	Ø 17.5	5	17	4.5	2.5	3	Ø = 35
PYB 7026, M12 	Ø 17.5	5	19	2.5	2.5	8	Ø > 35
PYB 7041, M12 	Ø 22.5	5	19	5	2.5	8	Ø > 35
PYB 7042, M12 	Ø 30.5	5	19	9	4	8	Ø > 35

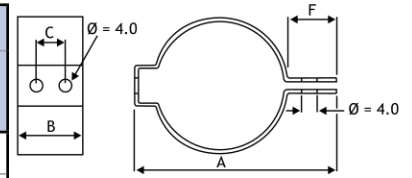
## Steel Screws

Part Number	M	l (mm)	N (mm)	Maximum Tightening Torque (Nm)	Quantity per Bag
3895	M6 steel screw & shakeproof washer	10	10	4	10
3896	M5 steel screw & shakeproof washer	10	8	2	20
3897	M5 steel screw & shakeproof washer	10	8	2	50

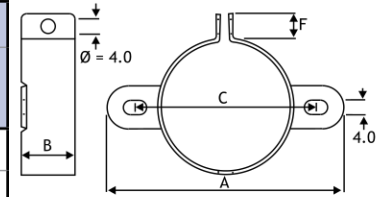


## Clips – Millimeters (Material – Zinc Plated Steel)

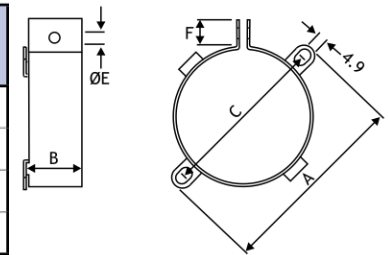
Horizontal Mounting					
Type	Can Diameter	A	B	C	F
H1	25.0	40.0	22.3	12.8	10.0
H2	35.0	52.0	22.3	12.8	10.0



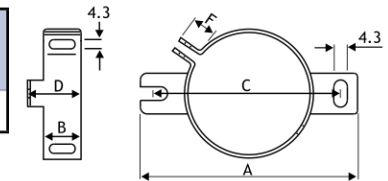
Vertical Mounting					
Type	Can Diameter	A	B	C	F
V2	25.0	49.0	19.0	37.0	10.0
V3	35.0	58.0	19.0	45.0	9.0
V9	40.0	65.0	19.0	52.4	9.5



Type	Can Diameter	A	B	C	E	F
V4	51.0	75.0	25.4	64.0	5.0	10.0
V6	45.0	69.5	17.4	58.0	4.0	10.0
V8	63.5	88.9	25.4	77.5	5.0	9.5
PYC6041	35	64	19	52	4.5	11.5



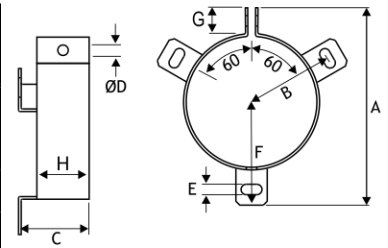
Type	Can Diameter	A	B	C	D	F
2736	35.0	63.0	12.2	54.0	17.2	9.0



When using mounting clamps, care should be taken not to obscure any safety vent in the can. Delivered without bolts and nuts for mounting. PYC clips are for PEH169 and PEH200 capacitors.

## Clips – Millimeters (Material – Zinc Plated Steel) cont'd

Type	Can Diameter	A	B	C	D	E	F	G	H
V10	65.0	90.0	40.0	30.0	5.0	4.5	-	10	20
V11	76.0	103.0	45.5	30.0	5.0	4.5	-	10	20
2737	50.0	75.5	33.5	27.0	4.3	4.3	39.5	10	20
2738	65.0	88.5	39.0	27.0	4.3	4.3	45.0	10	20
2739	72.0	97.0	44.0	28.0	4.3	4.3	50.0	10	20
PYC6042	50	78	32.5	30	5.5	4.5	39	12	19
PYC6043	65	90.5	38	36	5.5	4.5	44	12	25
PYC6044	75	100.5	43	36	5.5	4.5	49	12	25
PYC6045	90	115.5	50.5	36	5.5	4.5	56.5	12	25



When using mounting clamps, care should be taken not to obscure any safety vent in the can. Delivered without bolts and nuts for mounting. PYC clips are for PEH169 and PEH200 capacitors.

## KEMET Electronic Corporation Sales Offices

For a complete list of our global sales offices, please visit [www.kemet.com/sales](http://www.kemet.com/sales).

---

### Disclaimer

All product specifications, statements, information and data (collectively, the "Information") in this datasheet are subject to change. The customer is responsible for checking and verifying the extent to which the Information contained in this publication is applicable to an order at the time the order is placed.

All Information given herein is believed to be accurate and reliable, but it is presented without guarantee, warranty, or responsibility of any kind, expressed or implied.

Statements of suitability for certain applications are based on KEMET Electronics Corporation's ("KEMET") knowledge of typical operating conditions for such applications, but are not intended to constitute – and KEMET specifically disclaims – any warranty concerning suitability for a specific customer application or use. The Information is intended for use only by customers who have the requisite experience and capability to determine the correct products for their application. Any technical advice inferred from this Information or otherwise provided by KEMET with reference to the use of KEMET's products is given gratis, and KEMET assumes no obligation or liability for the advice given or results obtained.

Although KEMET designs and manufactures its products to the most stringent quality and safety standards, given the current state of the art, isolated component failures may still occur. Accordingly, customer applications which require a high degree of reliability or safety should employ suitable designs or other safeguards (such as installation of protective circuitry or redundancies) in order to ensure that the failure of an electrical component does not result in a risk of personal injury or property damage.

Although all product-related warnings, cautions and notes must be observed, the customer should not assume that all safety measures are indicated or that other measures may not be required.

*KEMET is a registered trademark of KEMET Electronics Corporation.*