


Precision IC-Socket 2,54 mm

Series

001

Product group
1

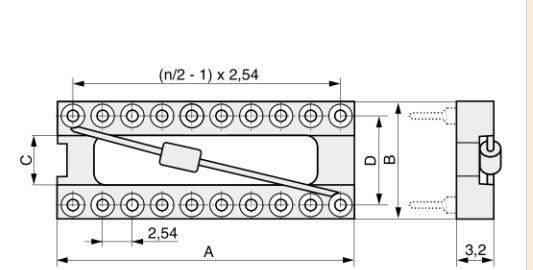
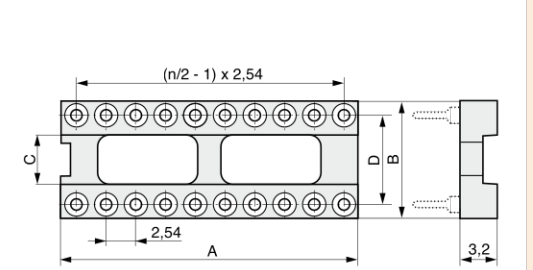
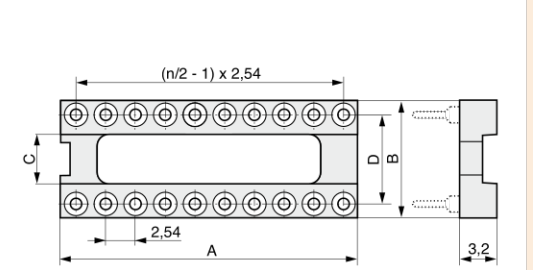


Rated current	3,0 A
Rated voltage	150 VRMS / Vdc
Withstand voltage	1000 VRMS for one minute
Material contact	Copper alloy
Material clip	BeCu
Material insulator	High temp. thermoplast UL94V-0
Operating temperature	-55°C to +125°C
Max. soldering temper.	260°C for 10 seconds

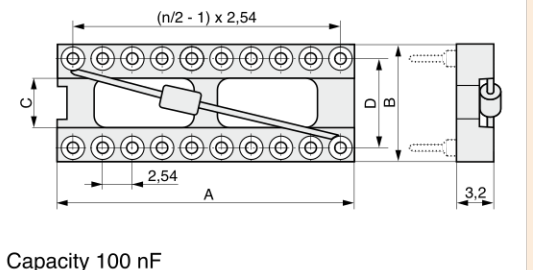
pitch	2,54
termination	
mating pin size	ø 0,40-0,56
	□ 0,25x0,45
max. pincount	064

All dimensions in mm.

Variation



Capacity 100 nF



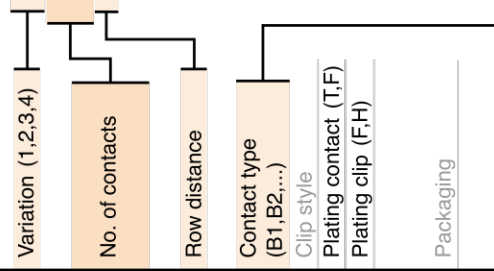
Capacity 100 nF

Clip style: S = 4 finger clip
Plating: T = Sn, F = Au, H = Au 0,75 µ
Packaging: T = Tube

Contact type (for details please see page 22-23)

B1	
B2	
B3	
F1	
F2	
F3	
F4	
F5	
F6	
F7	
F9	
G1	
G2	
G3	
G4	
G5	
T1	
T2	
T3	

no. of contacts	row distance (code)	row distance (mm)	see figure left	see figure left	see figure left	available in variation
n	D	A	B	C		
004	3	7,62	5,00	10,10	4,40	1
006	3	7,62	7,60	10,10	4,40	1
008	3	7,62	10,10	10,10	4,40	1 3
010	2	5,08	12,60	7,60	-	1
010	3	7,62	12,60	10,10	4,40	1
012	3	7,62	15,20	10,10	4,40	1
014	3	7,62	17,70	10,10	4,40	1 3
016	3	7,62	20,30	10,10	4,40	1 3
018	3	7,62	22,80	10,10	4,40	1 2 3 4
020	3	7,62	25,30	10,10	4,40	1 2 3 4
020	4	10,16	25,40	12,60	6,50	2
022	3	7,62	27,80	10,10	4,40	1 2
022	4	10,16	27,80	12,60	6,50	2
024	3	7,62	30,40	10,10	4,40	1 2 3 4
024	4	10,16	30,40	12,60	6,50	2
024	6	15,24	30,40	17,70	10,60	1 2 3 4
028	3	7,62	35,50	10,10	4,40	2
028	4	10,16	35,50	12,60	6,50	2
028	6	15,24	35,50	17,70	10,60	1 2 3 4
032	4	10,16	40,60	12,60	6,50	2
032	6	15,24	40,60	17,70	10,60	1 2 3 4
036	6	15,24	45,70	17,70	10,60	2
040	6	15,24	50,80	17,70	10,60	1 2 3 4
048	6	15,24	60,90	17,70	10,60	1 2
050	9	22,86	63,50	25,30	17,70	2
064	9	22,86	81,20	25,30	17,70	2



Order code:

001 - - 222 - 2 - 22 S 22 - XT0

Mating series	033									
see page	2-2									



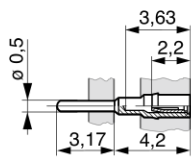
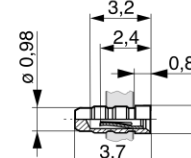
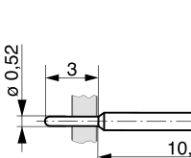
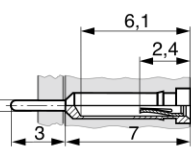
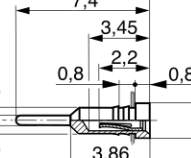
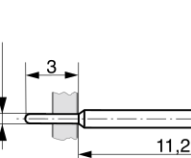
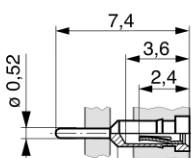
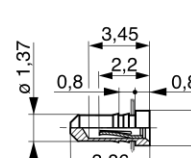
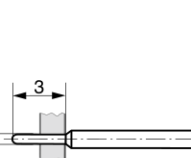
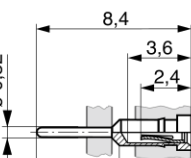
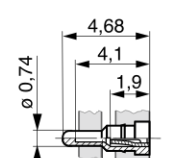

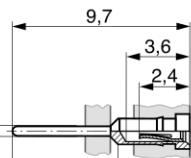
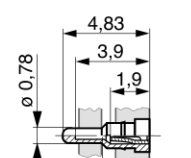

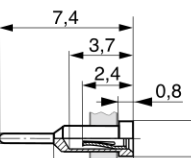
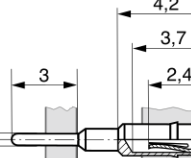
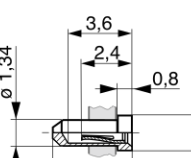
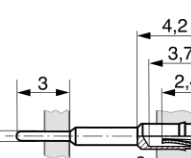
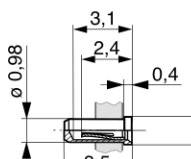
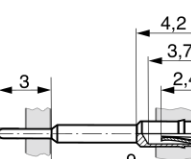
www.mpe-connector.de

MPE-Garry GmbH • Schafflerstraße 13 • 87629 Füssen • Germany • Phone: +49 (0) 83 62 / 91 56-0 • Fax: +49 (0) 83 62 / 91 56-500 • Email: vk@mpe-connector.de • www.mpe-connector.de

CS070113_V2

Contact Type

Product group
1

<p>A5</p> 	<p>C5</p> 	<p>F4</p> 
<p>A7</p> 	<p>C7</p> 	<p>F5</p> 
<p>B1</p> 	<p>C8</p> 	<p>F6</p> 
<p>B2</p> 	<p>D1</p> 	<p>F7</p> 
<p>B3</p> 	<p>D2</p> 	<p>F9</p> 
<p>C1</p> 	<p>F1</p> 	
<p>C3</p> 	<p>F2</p> 	
<p>C4</p> 	<p>F3</p> 	



www.mpe-connector.de

MPE-Garry GmbH • Schäßlerstraße 13 • 87629 Füssen • Germany • Phone: +49 (0) 83 62 / 91 56-0 • Fax: +49 (0) 83 62 / 91 56-500 • Email: vk@mpe-connector.de • www.mpe-connector.de

Contact Type

G1		K1		Z1											
G2		K4		Z2											
G3		K7		Z3											
G4		T1		Z4											
G5		T2		Z4											
H1		T3		Z4											
H3															
H5					<p>Recommended hole size:</p> <table border="1"> <thead> <tr> <th>contact</th> <th>hole</th> </tr> </thead> <tbody> <tr> <td>Ø 0,52</td> <td>Ø 0,8</td> </tr> <tr> <td>Ø 0,46</td> <td>Ø 0,7</td> </tr> <tr> <td>K1</td> <td>Ø 0,8</td> </tr> <tr> <td>K4</td> <td>Ø 0,8</td> </tr> </tbody> </table>	contact	hole	Ø 0,52	Ø 0,8	Ø 0,46	Ø 0,7	K1	Ø 0,8	K4	Ø 0,8
contact	hole														
Ø 0,52	Ø 0,8														
Ø 0,46	Ø 0,7														
K1	Ø 0,8														
K4	Ø 0,8														