

UCHIYA
Thermostat




Uchiya Ireland Ltd
IDA Tallaght Business Park
Whitestown Industrial Estate
Dublin 24
Ireland

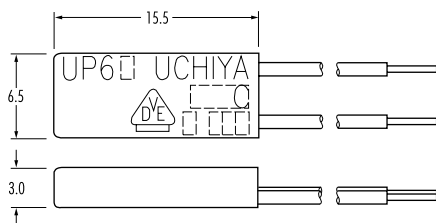
Telephone: +353-1-462 01 92
Fax: +353-1-462 02 88
email: sales@uchiya.ie
Web: www.uchiya.ie

Uchiya Thermostat Co. Ltd
2-176-1 Takasu
Misato City
Saitama-Ken 341
Japan

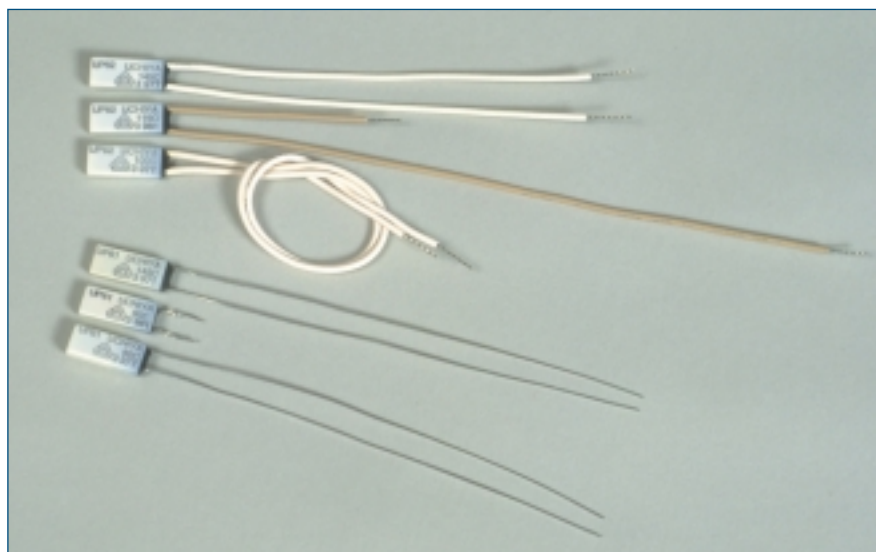
Telephone: +81-489-55-4181
Fax: +81-489-56-1310



UP6 Series



UP61 = Solid lead wire
UP62 = Insulated stranded lead wire
Standard lead wire length 100mm



Standard Specifications

Open Temperature, 5° C steps

Min: 60 degrees C
Max: See Approvals

Tolerance: +/- 5° C

Reset: (60° ~ 110°) : 30K
Differential: (115° ~ 125°) : 35K
(130° -) : 40K

Reset
Tolerance: +/-15° C

Features

- PBT Enclosure
- Snap action Type BiMetal Thermostat
- Solid and insulated lead wire options
- Worldwide safety Approvals

Sample Applications

- Transformer Protector
- Protection of electronic circuits
- Motor Protector
- Switch Mode Power Supply protector

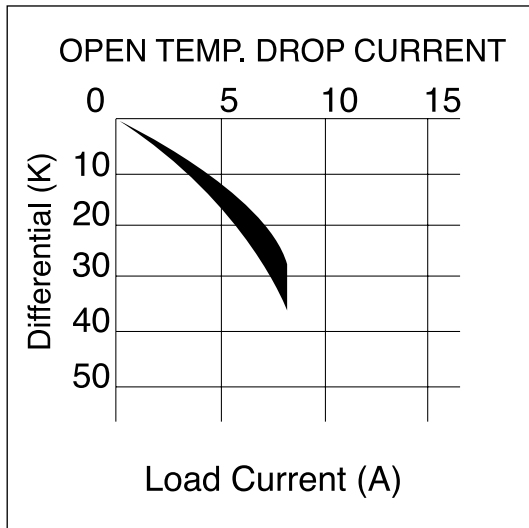
For variations on the above standard specifications please contact Uchiya Ireland

UP6 series: This is the most popular range of thermal protectors manufactured by Uchiya Ireland. The PBT enclosure offers both thermal conductivity and electrical insulation (no need for additional insulating sleeves).

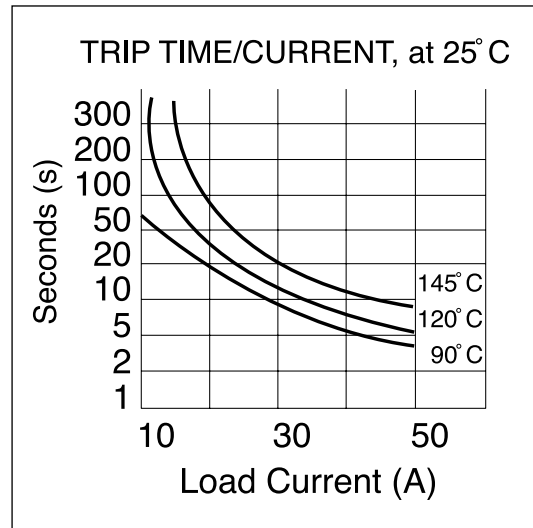
The UP6 series is also available as a **normally open type** and with **Platinum Gold Silver** alloy contacts.

Current Sensitivity:

During normal operation, the current in the circuit will have minimal influence on the rated temperature. However, if a current above the rated current should flow, the operating temperature and trip time will be influenced as follows.



For indication only



For indication only

Note: The above graphs are based on experiments carried out in still air.

Approval Data for UP61 and UP62

Approval Body	Uchiya File No.	Approval Standard	Approved as	Electrical	Max Temp °C	Max Cycles
UL	UL E50124	UL- 873	Thermostat	125V AC 4A(resistive)	140	6,000
VDE	8921-4510-7027	EN60730-1 EN60730-2-9	Thermal Cut-Out	250V AC 2.5(1.6) A*	150	10,000
VDE	8921-4510-7026	EN60730-1 EN60730-2-2	Thermal Motor Protector	250V AC	150	

* 2.5(1.6)A signifies 2.5A resistive and 1.6A inductive

Additional Specifications

Contact resistance	High voltage insulation	Insulation resistance	Protection Class	Insulation class
< 50 mΩ	2.5 kV (10 mA)	1000V DC (100 MΩ)	I	IP00

For further information, please contact Uchiya Ireland Ltd. or our representatives