

SEALED TRANSFORMER, PCB 0.5VA EE20-10.5 SERIES

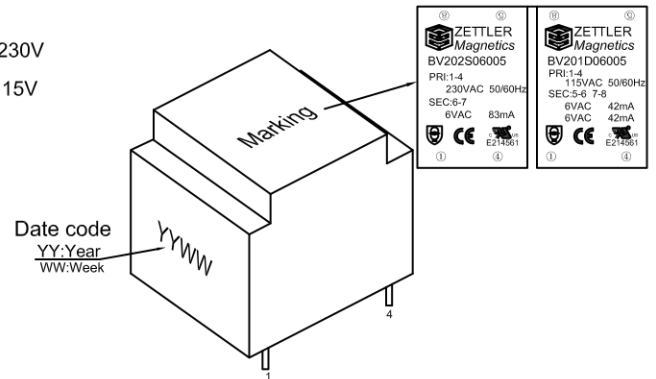
PAGE REV	DESCRIPTION	DATE	BY
A0	CREATED	2010-03-30	Jacise
A1	Modified	2015-10-30	ye

1. ELECTRICAL SPECIFICATIONS:

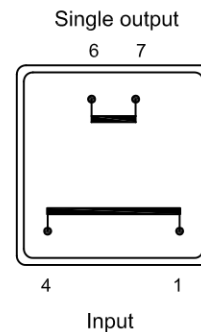
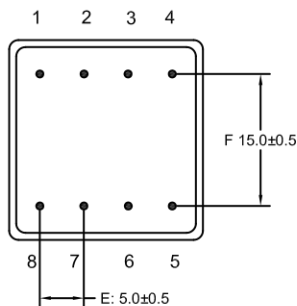
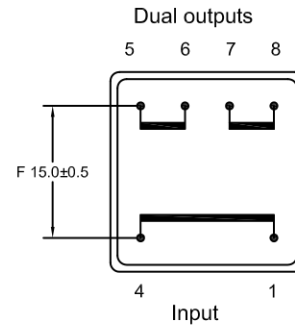
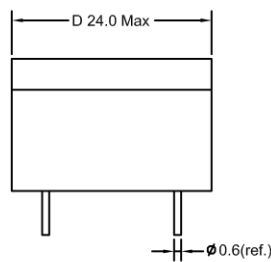
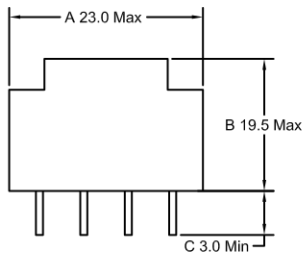
- A. Input Voltage and Frequency: 115/230V @ 50/60 Hz
- B. Secondary Voltage: See Electrical Table
- C. Ambient Temperature: 50° C MAX allowed.
- D. Insulation Resistance: 100M Ohm Min @ 500VDC PRI. to SEC.
- E. Hi-Pot: 4200Vrms 1 minute @ PRI. to SEC., when the primary input voltage is 230V
2800Vrms 1 minute @ PRI. to SEC., when the primary input voltage is 115V

F. APPROVALS:

- UL 5085 class 2 and class 3 recognized.
- Conforms to EN 60950 .



2. MECHANICAL SPECIFICATIONS:



UNIT MM	TOLERANCE
3RD ANGLE	X.X = ±0.5
	X.XX = ±0.3
SCALE:	ANG = -
DRAWN: ye	DATA 2015-10-30
CHECKED:	
APPROVED:	

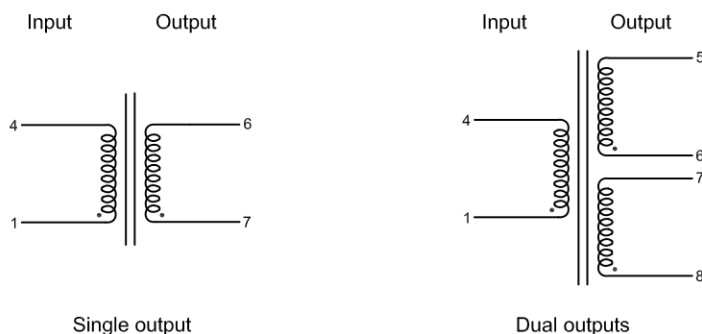
ZETTLER MAGNETICS

TITLE: SEALED TRANSFORMER, PCB 0.5VA		
PART NO: BV20XXXX005	ZM Project:	SPEC REV: A/1
	Customers p/n:	SH NO 1/3

Web: www.zettlermagnetics.com
E-mail: sales@zettlermagnetics.com

PAGE REV	DESCRIPTION	DATE	BY
A0	CREATED	2010-03-30	Jacise
A1	Modified	2015-10-30	ye

3. SCHEMATIC DIAGRAM:



4. ELECTRICAL TABLE:

Part Number (Input:115V)	Part Number (Input:230V)	Secondary Voltage (V)		Secondary current (mA)	No-load Voltage (V)(max)	Ambient temperature (°C)	Rated Power (VA)
BV201S06005	BV202S06005	6.3±10%		83.3	10.5	T 50 B	0.5
BV201S09005	BV202S09005	9.5±10%		55.6	14.5	T 50 B	0.5
BV201S10005	BV202S10005	10.5±10%		50	16.5	T 50 B	0.5
BV201S12005	BV202S12005	12.5±10%		41.7	20.0	T 50 B	0.5
BV201S15005	BV202S15005	15.5±10%		33.3	24.5	T 50 B	0.5
BV201S18005	BV202S18005	18.0±10%		27.8	28.9	T 50 B	0.5
BV201S24005	BV202S24005	24.0±10%		20.8	38.5	T 50 B	0.5
BV201D06005	BV202D06005	6.3±10%	6.0±10%	2x41.8	2X10.5	T 50 B	0.5
BV201D09005	BV202D09005	9.5±10%	9.0±10%	2x27.8	2X14.5	T 50 B	0.5
BV201D10005	BV202D10005	10.5±10%	10.0±10%	2x50	2X16.5	T 50 B	0.5
BV201D12005	BV202D12005	12.5±10%	12.0±10%	2x20.8	2X20	T 50 B	0.5
BV201D15005	BV202D15005	15.5±10%	15.0±10%	2x16.7	2X24.5	T 50 B	0.5
BV201D18005	BV202D18005	18.0±10%	18.0±10%	2x13.9	2X28.9	T 50 B	0.5
BV201D24005	BV202D24005	24.0±10%	24.0±10%	2x10.4	2X38.5	T 50 B	0.5

UNIT MM	TOLERANCE X.X = ±0.5 X.XX = ±0.3 ANG = -	
3RD ANGLE 		
SCALE:		DATA
DRAWN:	ye	2015-10-30
CHECKED:		
APPROVED:		

ZETTLER MAGNETICS

TITLE: SEALED TRANSFORMER, PCB 0.5VA

PART NO:

BV20XXXX005

ZM Project:

Customers p/n:

SPEC REV: A/1

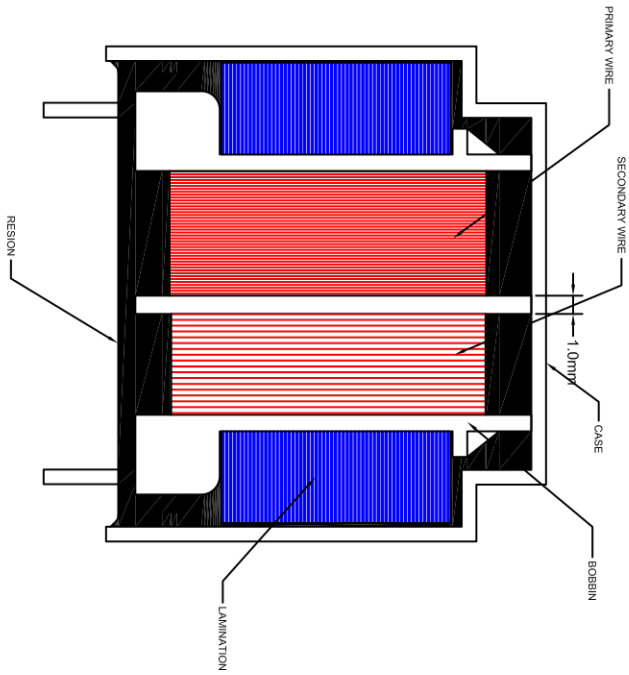
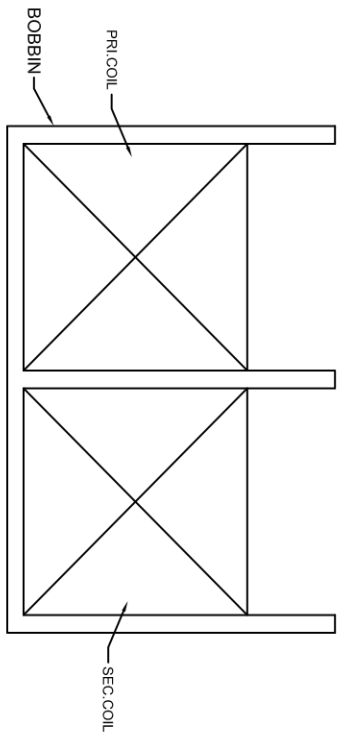
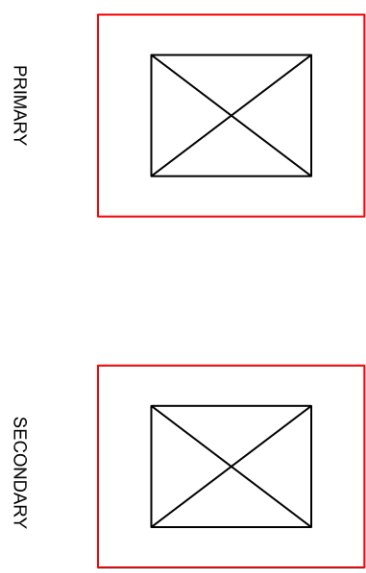
SH NO 2/3

Web: www.zettlermagnetics.com

E-mail: sales@zettlermagnetics.com

PAGE REV	DESCRIPTION	DATE	BY
A0	CREATED	2010-03-30	Jacse
A1	Modified	2015-10-30	ye

- LAMINATION
- COIL
- BOBBIN



UNIT	TOLERANCE
MM	X.X = ±0.5
3RD ANGLE	X.XX = ±0.3
	ANG = -
SCALE:	DATA
DRAWN: ye	2015-10-26
CHECKED:	
APPROVED:	

ZETTLER MAGNETICS

TITLE: SEALED TRANSFORMER, PCB 0.5VA

PART NO: BV20XXXXX005

ZIM Project:

Customers p/nr:

SPEC REV: A/1

SH NO: 3/3

Web: www.zettlermagnetics.com

E-mail: sdles@zettlermagnetics.com